

# Choose Screen Printing When...

## Large Print Area



When your artwork covers a large area. Excessive foil needs raise cost. Screen printing is cost effective for these situations

## Screened Colors in the Artwork



Use varying percentages of ink to create a print that looks like multiple colors.

## Multiple Colors



Discounts for multiple colors. Sizes combine when using the same artwork.

## A Specific Color is Required



We mix our own ink which means you get the color you want!

## Heavy Ink Coverage



Large coverage in hot stamping means trapped air and broken foil. Screen printing is the solution.

## Tighter Registration Between Colors



Our tightest printing option at 1/16" shift between colors.

## Gloss or Matte Finish

Our ink is naturally glossy; get an upscale look without using foil. Add matte additive for a natural look.

## Larger Print Runs

Price breaks are given for longer runs.

## Change Color in Run

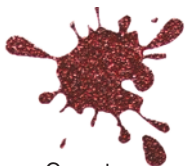


\$50 Ink wash charge provides the opportunity to change colors while on press.


## Sizes Combine for Quantity

No upcharge to combine multiples sizes. As long as they use the same screen, we'll set up the additional size for free!

# High Sparkle Glitter Inks Add \$25 per 1,000 impressions



Garnet



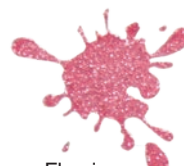
Ruby



Red



Magenta



Flamingo



Ice Pink




Orchid



Lavender



Violet



Diamond



Silver



Gunmetal



Black



Chocolate



Candlelight



Champagne



Gold



Yellow



Orange



Emerald



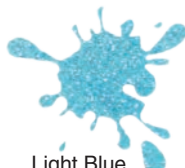
Green



Ocean



Lime



Light Blue



Blue



Peacock