

Mix & Match Candy Boxes



Candy Boxes



White
(WHI)



Champagne
(CHA)




Pewter
(PEW)


Half & Full Box Sleeves




White
(WHI)



Champagne
(CHA)



Brown
(BRO)



Pewter
(PEW)

Trays



Candy Cups & Pads



Product Code	Size	Ctn	Actual (Ship) Wt	HS	SS	©
Candy Boxes						
MB-CB2__	3-1/16" x 1-11/16" x 1-1/4"	100	2.5 (3)			
MB-CB4__	3-3/8" x 3-1/16" x 1-1/4"	100	3.5 (4)			
MB-CB6__	4-7/16" x 3-1/16" x 1-1/4" (1/4 lb.)	100	4.5 (5)			
MB-CB12__	6-1/8" x 4-7/16" x 1-1/4" (1/2 lb.)	100	8 (8)			
Half Sleeves for Candy Boxes						
MB-CHS2__	Fits CB2	100	1.3 (2)			
MB-CHS4__	Fits CB4	100	1.3 (2)			
MB-CHS6__	Fits CB6 (1/4 lb.)	100	2.3 (3)			
MB-CHS12__	Fits CB12 (1/2 lb.)	100	3.5 (4)			
Full Sleeves for Candy Boxes						
MB-CFS2__	Fits CB2	100	2.5 (3)			
MB-CFS4__	Fits CB4	100	2.5 (3)			
MB-CFS6__	Fits CB6 (1/4 lb.)	100	4.5 (5)			
MB-CFS12__	Fits CB12 (1/2 lb.)	100	7 (7)			
Candy Trays (1-1/4" square cavity)						
MB-CT2	2 Truffle Tray (Use 1 in CB2 or 2 in CB4)	100	1 (2)			
MB-CT6	6 Truffle Tray (Use 1 in CB6 or 2 in CB12)	100	2.5 (4)			
Candy Cups (Brown Glassine)						
MB-CC	1" Dia x 3/4" tall	1000	1 (1)			
Glassine Candy Pads (White)						
MB-CP21	2-7/8" x 1-1/2"	100	0.2 (1)			
MB-CP24	2-7/8" x 4-1/8"	100	0.2 (1)			